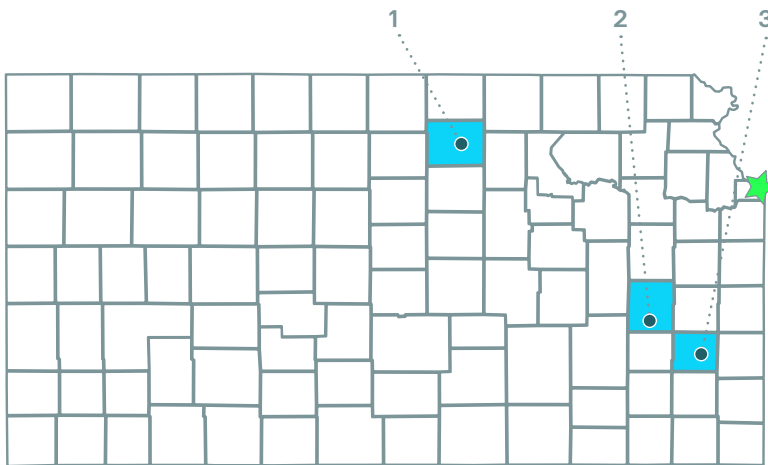







KANSAS

EDP Renewables is a wind industry leader in Kansas. The company's footprint in the state includes two phases of the Meridian Way Wind Farm, Prairie Queen Wind Farm, and Waverly Wind Farm.



-  Overland Park Regional Office
-  Counties with Operational Projects
- 1. Meridian Way I Wind Farm (105 MW)
Meridian Way II Wind Farm (96 MW)
- 2. Waverly Wind Farm (199 MW)
- 3. Prairie Queen Wind Farm (199 MW)



599 MW
OPERATING IN KANSAS

EDPR'S KANSAS ENERGY PROJECTS:



Generate electricity equivalent to the consumption of more than **164,000 Kansas homes**.¹



Save more than **1 billion gallons of water each year** and prevent the air pollution that causes smog, acid rain, and climate change.²



Are compatible with other land uses.



Strengthen domestic energy security and help diversify supply.

Economic benefits

OF EDPR'S KANSAS PROJECTS



\$40.2+ million
TOTAL ECONOMIC IMPACT³



\$9.5+ million
PAID TO LOCAL GOVERNMENTS⁵



\$18.1 million
PAID TO LANDOWNERS⁴



\$12.5+ million
SPENT WITHIN KANSAS⁶



PERMANENT JOBS⁷
40+ jobs created



CONSTRUCTION JOBS⁷
416+ jobs created

Renewable energy is the future of U.S. energy.

Cumulatively, operating renewable energy capacity in the U.S. reached **243 GW** in Q3 2023, which is equivalent to the consumption of 65 million American homes.⁸



WIND, SOLAR, AND STORAGE IN KANSAS⁹

Total Operating Capacity
8,473 MW

State Ranking for
Operating Capacity
6th

Percentage of In-State
Energy Production
46.6%

Equivalent U.S. Homes Powered
2.6 million

Industry Employment
3,500

Total Capital Investment
\$16 billion

Annual State & Local
Government Payments
\$22.8 million

Annual Lease Payments
to Landowners
\$50.1 million

About us

EDP Renewables North America LLC (EDPR NA), its affiliates, and its subsidiaries develop, construct, own, and operate wind farms, solar parks, and energy storage systems throughout North America. Headquartered in Houston, Texas, with 61 wind farms, 18 solar parks, and eight regional offices across North America, EDPR NA has developed more than 11,200 megawatts (MW) and operates more than 10,200 MW of onshore utility-scale renewable energy projects. With more than 1,000 employees, EDPR NA's highly qualified team has a proven capacity to execute projects across the continent.

EDPR NA is a wholly owned subsidiary of EDP Renewables (Euronext: EDPR). EDPR is a global leader in renewable energy development with a presence in four regions including Europe, North America, South America and Asia Pacific. We have a sound development portfolio of top-level assets and market-leading operating capacity in renewable energies.

Our business encompasses onshore wind, distributed and large-scale solar, offshore wind (through a 50/50 joint venture – Ocean Winds) and complementary technologies to renewables, such as hybridization, storage and green hydrogen.

With 16.5GW deployed across multiple technologies and a €12 billion investment plan up to 2026, we are committed to driving social progress with a particular focus on sustainability and integration. Our employee-centered policies have earned EDPR a listing in the Bloomberg Gender-Equality Index and led to recognition as Top Employer 2024 across Europe, Singapore, Brazil, Colombia and Chile.

EDPR is a division of EDP, a global leader in renewables and the energy transition with over 13000 employees worldwide. The group is committed to becoming coal free by 2025 and all-green by 2030, a global ambition that reflects EDP's role and accelerates its sustainable growth over the longer term. In addition to strong renewable assets, EDP also operates across the globe in electricity networks, client solutions and energy management. The group is acknowledged as the most sustainable electricity company in the Dow Jones Sustainability Index.

For more information, visit www.edpr.com/north-america.



EDP Renewables North America Overland Park Regional Office

7900 Conser Street, #10
Overland Park, KS 66204

913.602.8532

¹Power generation calculated using a 35% capacity factor for wind based on 2022 AWEA Wind Powers America Annual Report. Solar power generation is based on power generation calculated using a 25% capacity factor. Household consumption based on the 2022 EIA Household Data monthly average consumption by state

²Assumes 0.58 gallons of water consumed per kWh of conventional electricity from Lee, Han, & Elgowainy, 2016.

³Includes vendor spending, property taxes, and landowner payments of all operational projects through 2023.

⁴Cumulative landowner payments through 2023.

⁵Cumulative local government payments through 2023.

⁶Cumulative local vendor spending including payments to contractors, suppliers, and service companies, as well as donations through 2023.

⁷Full-time equivalent jobs calculated by dividing number of contractor hours worked during construction by 2080.

⁸American Clean Power Association, Clean Power Quarterly Report 2023 Q3.

⁹American Clean Power Association, Clean Power State-by-State, September 2023.